

ANTONG FITTINGS & FLANGES

Http://antongcorp.com

BS 4505 and EN 1092 Flanges

*Dimensions, Sizes and Specification of BS 4505 and EN 1092 Flanges
Slip On Flanges, Blind Flanges, Welding Neck Flanges
PN 10, PN16, PN25 and so on.*



ANTONG FITTINGS & FLANGES

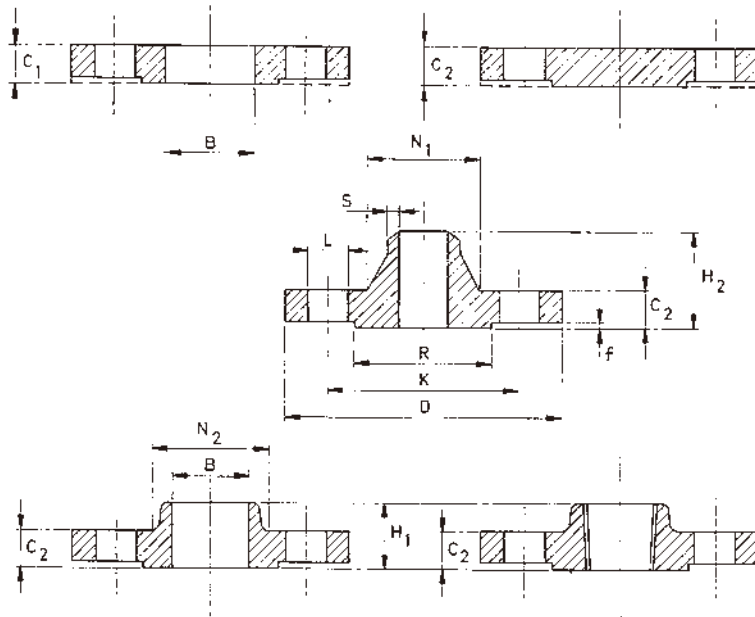
Http://antongcorp.com

Mail: sales@antongcorp.com

Tel: 008631180763668

BS4504 PN10 (EN 1092) FLANGES

(Equivalent to DIN Flange Standards)



| Nominal Size | Outside Diameter | Bolt Circle Diameter | Bolt Hole Diameter | Bolting | | Bore Diameter | Hub Diameter | Boss Diameter | Flange Thickness | | Lengths | | Diameter Raised Face | Height Raised Face | Neck Thickness |
|--------------|------------------|----------------------|--------------------|---------|------|---------------|----------------|----------------|------------------|----------------|----------------|----------------|----------------------|--------------------|----------------|
| | | | | No. | Size | | | | C ₁ | C ₂ | H ₁ | H ₂ | | | |
| DN | D | K | L | | | B | N ₁ | N ₁ | C ₁ | C ₂ | H ₁ | H ₂ | R | f | S |
| 15 | 95 | 65 | 14 | 4 | M12 | 22.0 | 32 | 35 | 14 | 14 | 20 | 35 | 45 | 2 | 2.0 |
| 20 | 105 | 75 | 14 | 4 | M12 | 27.5 | 39 | 45 | 16 | 16 | 24 | 38 | 58 | 2 | 2.3 |
| 25 | 115 | 85 | 14 | 4 | M12 | 34.5 | 46 | 52 | 16 | 16 | 24 | 38 | 68 | 2 | 2.6 |
| 32 | 140 | 100 | 18 | 4 | M16 | 43.5 | 56 | 60 | 18 | 16 | 26 | 40 | 78 | 2 | 2.6 |
| 40 | 150 | 110 | 18 | 4 | M16 | 49.5 | 64 | 70 | 18 | 16 | 26 | 42 | 88 | 3 | 2.6 |
| 50 | 165 | 125 | 18 | 4 | M16 | 61.5 | 74 | 84 | 20 | 18 | 28 | 45 | 102 | 3 | 2.9 |
| 65 | 185 | 145 | 18 | 4 | M16 | 77.5 | 92 | 104 | 20 | 18 | 32 | 45 | 122 | 3 | 2.9 |
| 80 | 200 | 160 | 18 | 8 | M16 | 90.5 | 110 | 118 | 20 | 20 | 34 | 50 | 138 | 3 | 3.2 |
| 100 | 220 | 180 | 18 | 8 | M16 | 116.0 | 130 | 140 | 22 | 20 | 40 | 52 | 158 | 3 | 3.6 |
| 125 | 250 | 210 | 18 | 8 | M16 | 141.5 | 158 | 168 | 22 | 22 | 44 | 55 | 188 | 3 | 4.0 |
| 150 | 285 | 240 | 22 | 8 | M20 | 170.5 | 184 | 195 | 24 | 22 | 44 | 55 | 212 | 3 | 4.5 |
| 200 | 340 | 295 | 22 | 8 | M20 | 221.5 | 234 | 246 | 24 | 24 | 44 | 62 | 268 | 3 | 5.6 |
| 250 | 395 | 350 | 22 | 12 | M20 | 276.5 | 288 | 298 | 26 | 26 | 46 | 68 | 320 | 3 | 6.3 |
| 300 | 445 | 400 | 22 | 12 | M20 | 327.5 | 342 | 350 | 26 | 26 | 46 | 68 | 370 | 4 | 7.1 |

Note:

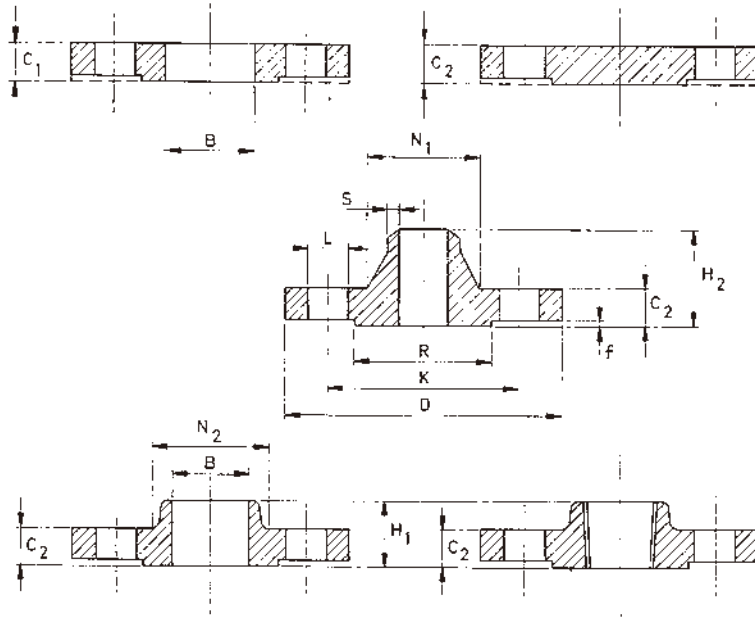
FIG 198A Welding Neck, DIN2632, PN10 (EN 1092) 184A Welding Neck, DIN2633, PN16 (EN 1092) 197A Slip on DIN2526, PN10 185A Slip on DIN2543, PN16 (EN 1092) 196A Blind DIN2576, PN10 (EN 1092) 183A Blind DIN2527, PN16 (EN 1092)

Flanges, Drilled to DIN2501 (EN 1092), Material-Carbon Steel St.37.2, Raised Face, Serrated Finish.

PN16 Flanges (all types) are available upto 24 inch/DN600. Dimensions for >DN300 shall be provided on request.

BS4504 PN16 (EN 1092) FLANGES

(Equivalent to DIN Flange Standards)



| Nominal Size | Outside Diameter | Bolt Circle Diameter | Bolt Hole Diameter | Bolting | | Bore Diameter | Hub Diameter | Boss Diameter | Flange Thickness | | Lengths | | Diameter Raised Face | Height Raised Face | Neck Thickness |
|--------------|------------------|----------------------|--------------------|---------|------|---------------|----------------|----------------|------------------|----------------|----------------|----------------|----------------------|--------------------|----------------|
| | | | | No. | Size | | | | C ₁ | C ₂ | H ₁ | H ₂ | | | |
| DN | D | K | L | | | B | N ₁ | N ₁ | C ₁ | C ₂ | H ₁ | H ₂ | R | f | S |
| 15 | 95 | 65 | 14 | 4 | M12 | 22.0 | 32 | 35 | 14 | 14 | 20 | 35 | 45 | 2 | 2.0 |
| 20 | 105 | 75 | 14 | 4 | M12 | 27.5 | 39 | 45 | 16 | 16 | 24 | 38 | 58 | 2 | 2.3 |
| 25 | 115 | 85 | 14 | 4 | M12 | 34.5 | 46 | 52 | 16 | 16 | 24 | 38 | 68 | 2 | 2.6 |
| 32 | 140 | 100 | 18 | 4 | M16 | 43.5 | 56 | 60 | 18 | 16 | 26 | 40 | 78 | 2 | 2.6 |
| 40 | 150 | 110 | 18 | 4 | M16 | 49.5 | 64 | 70 | 18 | 16 | 26 | 42 | 88 | 3 | 2.6 |
| 50 | 165 | 125 | 18 | 4 | M16 | 61.5 | 74 | 84 | 20 | 18 | 28 | 45 | 102 | 3 | 2.9 |
| 65 | 185 | 145 | 18 | 4 | M16 | 77.5 | 92 | 104 | 20 | 18 | 32 | 45 | 122 | 3 | 2.9 |
| 80 | 200 | 160 | 18 | 8 | M16 | 90.5 | 110 | 118 | 20 | 20 | 34 | 50 | 138 | 3 | 3.2 |
| 100 | 220 | 180 | 18 | 8 | M16 | 116.0 | 130 | 140 | 22 | 20 | 40 | 52 | 158 | 3 | 3.6 |
| 125 | 250 | 210 | 18 | 8 | M16 | 141.5 | 158 | 168 | 22 | 22 | 44 | 55 | 188 | 3 | 4.0 |
| 150 | 285 | 240 | 22 | 8 | M20 | 170.5 | 184 | 195 | 24 | 22 | 44 | 55 | 212 | 3 | 4.5 |
| 200 | 340 | 295 | 22 | 8 | M20 | 221.5 | 234 | 246 | 24 | 24 | 44 | 62 | 268 | 3 | 5.6 |
| 250 | 395 | 350 | 22 | 12 | M20 | 276.5 | 288 | 298 | 26 | 26 | 46 | 68 | 320 | 3 | 6.3 |
| 300 | 445 | 400 | 22 | 12 | M20 | 327.5 | 342 | 350 | 26 | 26 | 46 | 68 | 370 | 4 | 7.1 |

Note:

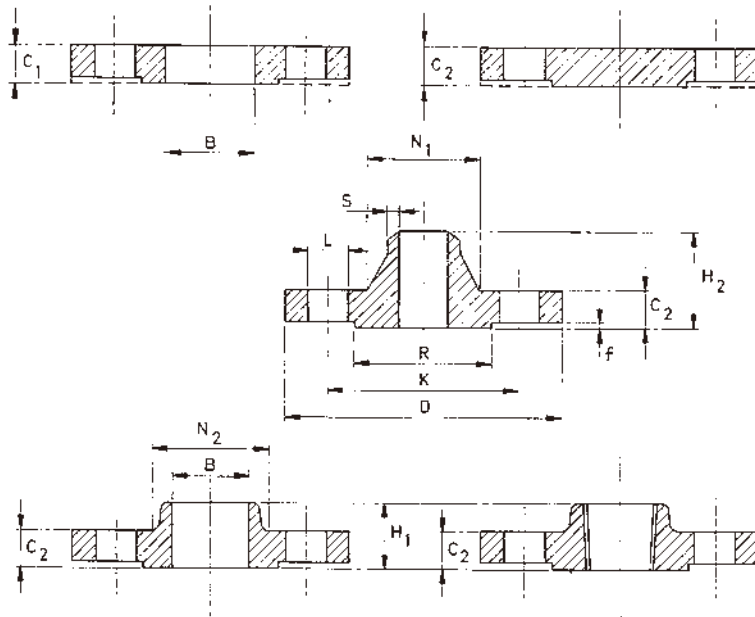
ECON FIG. 198A Welding Neck, DIN2632, PN10 (EN 1092) 184A Welding Neck, DIN2633, PN16 (EN 1092) 197A Slip on DIN2526, PN10 185A Slip on DIN2543, PN16 (EN 1092) 196A Blind DIN2576, PN10 (EN 1092) 183A Blind DIN2527, PN16 (EN 1092)

ECON Flanges, Drilled to DIN2501 (EN 1092), Material-Carbon Steel St.37.2, Raised Face, Serrated Finish.

ECON PN10 Flanges (all types) are available upto 24 inch/DN600. Dimensions for >DN300 shall be provided on request.

BS4504 PN25 (EN 1092) FLANGES

(Equivalent to DIN Flange Standards)



| Nominal Size | Outside Diameter | Bolt Circle Diameter | Bolt Hole Diameter | Bolting | | Bore Diameter | Hub Diameter | Boss Diameter | Flange Thickness | | Lengths | | Diameter Raised Face | Height Raised Face | Neck Thickness |
|--------------|------------------|----------------------|--------------------|---------|------|---------------|----------------|----------------|------------------|----------------|----------------|----------------|----------------------|--------------------|----------------|
| | | | | No. | Size | | | | C ₁ | C ₂ | H ₁ | H ₂ | | | |
| DN | D | K | L | | | B | N ₁ | N ₂ | C ₁ | C ₂ | H ₁ | H ₂ | R | f | S |
| 15 | 95 | 65 | 14 | 4 | M12 | 22.0 | 32 | 35 | 14 | 16 | 22 | 38 | 45 | 2 | 2.0 |
| 20 | 105 | 75 | 14 | 4 | M12 | 27.5 | 39 | 45 | 16 | 18 | 26 | 40 | 58 | 2 | 2.3 |
| 25 | 115 | 85 | 14 | 4 | M12 | 34.5 | 46 | 52 | 16 | 18 | 28 | 40 | 68 | 2 | 2.6 |
| 32 | 140 | 100 | 18 | 4 | M16 | 43.5 | 56 | 60 | 18 | 18 | 30 | 42 | 78 | 2 | 2.6 |
| 40 | 150 | 110 | 18 | 4 | M16 | 49.5 | 64 | 70 | 18 | 18 | 32 | 45 | 88 | 3 | 2.6 |
| 50 | 165 | 125 | 18 | 4 | M16 | 61.5 | 74 | 84 | 20 | 20 | 34 | 48 | 102 | 3 | 2.9 |
| 65 | 185 | 145 | 18 | 4 | M16 | 77.5 | 92 | 104 | 22 | 22 | 38 | 52 | 122 | 3 | 2.9 |
| 80 | 200 | 160 | 18 | 8 | M16 | 90.5 | 110 | 118 | 24 | 24 | 40 | 58 | 138 | 3 | 3.2 |
| 100 | 235 | 190 | 22 | 8 | M16 | 116.0 | 134 | 145 | 26 | 24 | 44 | 65 | 162 | 3 | 3.6 |
| 125 | 270 | 220 | 26 | 8 | M24 | 141.5 | 162 | 170 | 28 | 26 | 48 | 68 | 188 | 3 | 4.0 |
| 150 | 300 | 250 | 26 | 8 | M24 | 170.5 | 190 | 200 | 30 | 28 | 52 | 75 | 218 | 3 | 4.5 |
| 200 | 360 | 310 | 26 | 12 | M24 | 221.5 | 244 | 256 | 32 | 30 | 52 | 80 | 278 | 3 | 6.3 |
| 250 | 425 | 370 | 30 | 12 | M27 | 276.5 | 296 | 310 | 35 | 32 | 60 | 88 | 335 | 3 | 7.1 |
| 300 | 485 | 430 | 30 | 16 | M27 | 327.5 | 350 | 364 | 38 | 34 | 67 | 92 | 395 | 4 | 8.0 |

Note:

DIN2544 (EN 1092) SLIP ON FLANGES DIN2527 (EN 1092) BLIND FLANGES DIN2634 (EN 1092) WELDING NECK FLANGES
 ECON Flanges, Drilled to DIN2501 (EN 1092), Material-Carbon Steel St.37.2, Raised Face, Serrated Finish.

PN25 Flanges (all types) are available upto 24 inch/DN600. Dimensions for >DN300 shall be provided on request.

More Information, please visit our website:

[Http://antongcorp.com](http://antongcorp.com)



ANTONG FITTINGS & FLANGES

[Http://antongcorp.com](http://antongcorp.com)

Mail: sales@antongcorp.com

Tel: 008631180763668